

PRODUCT DATASHEET

DP VAL 1500 50 W 4000 K IP65

DAMP PROOF VALUE | Damp-proof luminaires, classic shape

Areas of application

- Industrial and storage facilities
- Car parks and underpasses
- Garages
- Workshops, assembly lines



Product benefits

- Evenly distributed light
- Energy savings of up to 50 % (compared to luminaires that use fluorescent lamps)
- Easy installation, no tools required for connection
- 3 years guarantee

Product features

- High luminous efficacy: up to 120 lm/W
- Type of protection: IP65
- Beam angle: 115°
- Through-wiring possible
- Polycarbonate housing




TECHNICAL DATA

Electrical data

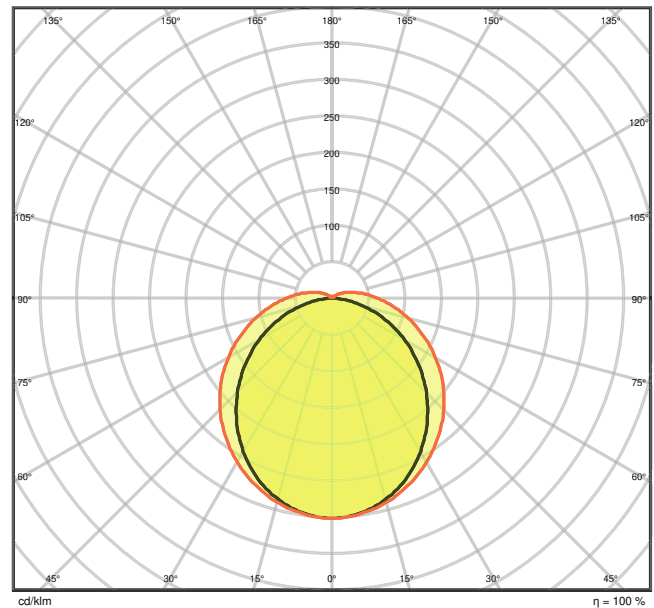
Nominal wattage	50.00 W
Nominal voltage	220...240 V
Mains frequency	50...60 Hz
Nominal current	270 mA
Inrush current	15 A
Inrush current time T_{h50}	160 μ s
Max. no. of lum. on circuit break. B16 A	27
Max. no. of lum. on circuit break. C10 A	23
Max. no. of lum. on circuit break. C16 A	37
Power factor λ	≥ 0.90
Total harmonic distortion	< 25 %
Protection class	I
Operating mode	Integrated LED driver

Photometrical data

Luminous flux	6000 lm
Luminous efficacy	120 lm/W
Color temperature	4000 K
Light color (designation)	Cool White
Color rendering index Ra	> 80
Standard deviation of color matching	< 5 sdc _m
Luminous intensity	-
Flickering metric (Pst LM)	-
Stroboscope effect metric (SVM)	-
Photobiological safety group acc. to EN62778	RG0
Beam angle	115 °



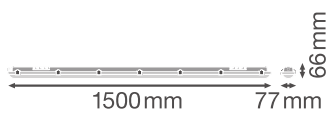
LDC typ cone



LDC typ polar

Dimensions & Weight

Length	1500.00 mm
Width	77.00 mm
Height	68.00 mm
Product weight	2000.00 g



Materials & Colors

Product color	Gray
Housing color	Gray
Body material	Polycarbonate (PC)
Cover material	Polycarbonate (PC)

Light emitting surface material	Polycarbonate (PC)
Glow Wire Test according to IEC 60695-2-12	850 °C
Mercury content	0.0 mg

Application & Mounting

Ambient temperature range	-20...+40 °C
Temperature range at storage	-40...+70 °C
Type of connection	Screwless
Type of protection	IP65
Protection class IK (shock resistance)	IK08
Dimmable	No
Mounting type	Surface
Mounting location	Ceiling / Wall
Application environment	Indoor
LED module replaceable	Not replaceable
With light source	Yes

Lifespan

Lifespan L70/B50 at 25 °C	50000 h
Number of switching cycles	100000

Control gear

Output current	390 mA
----------------	--------

Certificates & Standards

Standards	CE / CB / TÜV SÜD / EAC / RoHS
Luminaire with limited surface temperature, "D sign"	Yes
Ball shot safe	No

EQUIPMENT / ACCESSORIES

- Stainless steel clamps with safety screws included
- Mounting accessories included (suspension kit, theft protection kit)

DOWNLOAD DATA

DOWNLOAD DATA



User instruction



Addon Technical Information



Tender documents



Declarations of conformity



IES file (IES)



LDT file (Eulumdat)



R3D file (Relux 3D Model)



M3D file (3D Model)



ULD file (DIALux)



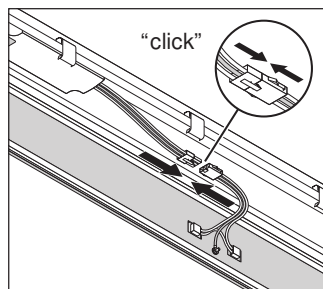
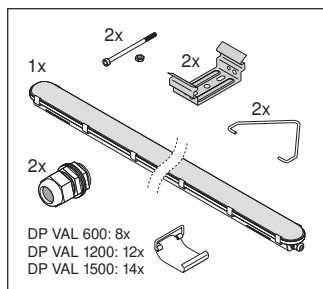
UGR file (UGR table)

LOGISTICAL DATA

Product code	Packaging unit (Pieces/Unit)	Dimensions (length x width x height)	Gross weight	Volume
4058075300910	Shipping box 6	1,525 mm x 181 mm x 230 mm	13686.00 g	63.49 dm ³

The mentioned product code describes the smallest quantity unit which can be ordered. One shipping unit can contain one or more single products. When placing an order, for the quantity please enter single or multiples of a shipping unit.

ADDITIONAL CATALOG INFORMATION



References / Links

- For Guarantee see www.ledvance.com/guarantee
-

DISCLAIMER

Subject to change without notice. Errors and omission excepted. Always make sure to use the most recent release.