

PRODUCT DATASHEET

DP EM 1200 32W 840 IP65 GY

DAMP PROOF EMERGENCY | Damp-proof luminaires, classic shape with integrated emergency lighting function



Areas of application

- Emergency illumination of escape routes
- Antipanic lighting
- Buildings requiring up to 3 h emergency light operation
- Industrial and storage facilities
- Car parks and underpasses
- Garages
- Workshops, assembly lines

Product benefits

- Seamless integration of luminaires with emergency lighting function into general lighting
- Easy wiring thanks to included prewired driver and battery for Emergency lighting function
- Simple testing of luminaires with emergency lighting function thanks to integrated automatic test function
- Convenient visualization of results of automatic test with an included control LED
- Operation of integrated emergency lighting function with long life LiFePO4 battery with 3h battery discharge time
- Evenly distributed light in normal operation
- Energy savings of up to 60 % (compared to luminaires that use fluorescent lamps)
- Easy installation, no tools required for connection
- 3 years guarantee

Product features

- Luminaire suited for normal lighting and emergency lighting
- Certified according to European norms (EN 60598-1:2015; EN 60598-2-22:2014)
- Self-contained luminaires
- Emergency lighting function: battery discharge time of 3 h



- Function test of emergency lighting: automatic (AT)
- Battery technology: LiFePO4
- High luminous efficacy: up to 139 lm/W
- Type of protection: IP65
- Beam angle: 110°



TECHNICAL DATA

Electrical data

Nominal wattage	32.00 W
Nominal voltage	220...240 V
Mains frequency	50...60 Hz
Nominal current	155 mA
Inrush current	12.2 A
Inrush current time T_{h50}	210 μ s
Max. no. of lum. on circuit break. B16 A	27
Max. no. of lum. on circuit break. C10 A	24
Max. no. of lum. on circuit break. C16 A	39
Power factor λ	> 0.90
Total harmonic distortion	< 20 %
Protection class	I
Operating mode	Integrated LED driver

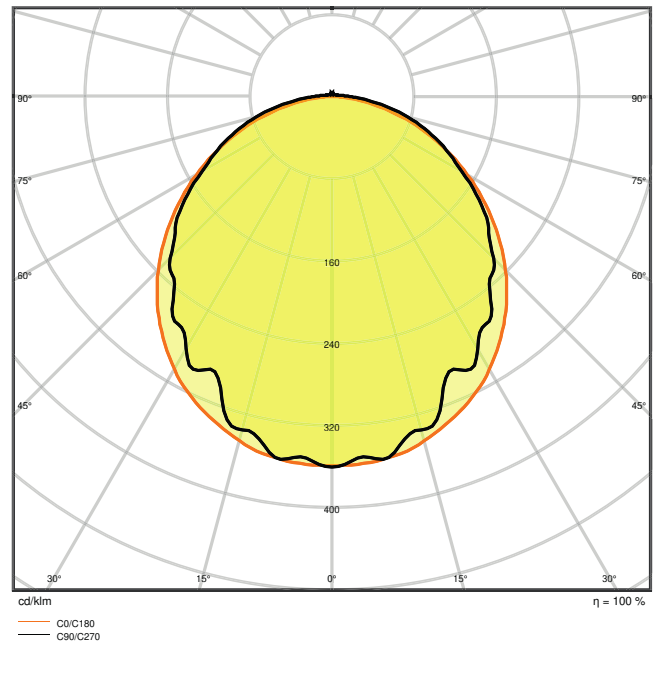
Photometrical data

Luminous flux	4400 lm
Luminous efficacy	138 lm/W
Color temperature	4000 K
Light color (designation)	Cool White
Color rendering index Ra	> 80
Standard deviation of color matching	4 sdc _m
Luminous intensity	-
Low flicker	Yes
Flickering metric (Pst LM)	-
Stroboscope effect metric (SVM)	-
Photobiological safety group acc. to EN62778	RG0
Beam angle	110 °





LDC typ cone



LDC typ polar

Dimensions & Weight

Length	1200.00 mm
Width	82.00 mm
Height	68.00 mm
Product weight	1610.00 g

Materials & Colors

Product color	Gray
Housing color	Gray
Body material	Polycarbonate (PC)
Cover material	Polycarbonate (PC)
Light emitting surface material	Polycarbonate (PC)
Glow Wire Test according to IEC 60695-2-12	850 °C
Mercury content	0.0 mg

Application & Mounting

Ambient temperature range	5...+35 °C
---------------------------	------------



Temperature range at storage	5...+35 °C
Type of connection	Screwless terminal, 5-Pole
Type of protection	IP65
Protection class IK (shock resistance)	IK08
Dimmable	No
Mounting type	Suspended/Surface
Mounting location	Ceiling / Wall
Application environment	Indoor
LED module replaceable	Not replaceable
With light source	Yes

Lifespan

Lifespan L70/B50 at 25 °C	70000 h
Lifespan L80/B10 at 25 °C	50000 h
Lifespan L90/B10 at 25 °C	44000 h
Number of switching cycles	100000

Control gear

Output current	370 mA
----------------	--------

Emergency lighting

Area of emergency application	Anti-panic lighting / Escape route lighting
Type of emergency light operation	Maintained / Non-maintained
Type of emergency operation test	Automatic
Wattage in maintained operation mode	32.0 W
Wattage in emergency operation mode	3.0 W
Luminous flux in maintained operation mode	4400 lm
Luminous flux in emergency operation mode	500 lm
Nominal voltage of battery	3.2 V
Battery life in emergency operation mode	3 h
Battery charging time	< 24 h
Integrated test switch	No

Certificates & Standards










Standards	CE / CB / EAC / RoHS
Luminaire with limited surface temperature, "D sign"	Yes
Ball shot safe	No



EQUIPMENT / ACCESSORIES

- Stainless steel clamps with safety screws included
- Mounting accessories included (suspension kit, theft protection kit)

DOWNLOAD DATA

DOWNLOAD DATA	
	User instruction
	Addon Technical Information
	Tender documents
	Certificates
	IES file (IES)
	LDT file (Eulumdat)
	R3D file (Relux 3D Model)
	M3D file (3D Model)
	ULD file (DIALux)

LOGISTICAL DATA

Product code	Packaging unit (Pieces/Unit)	Dimensions (length x width x height)	Gross weight	Volume
4058075541399	Shipping box 6	1,232 mm x 191 mm x 245 mm	11895.00 g	57.65 dm ³

The mentioned product code describes the smallest quantity unit which can be ordered. One shipping unit can contain one or more single products. When placing an order, for the quantity please enter single or multiples of a shipping unit.

References / Links

- For Guarantee see www.ledvance.com/guarantee



DISCLAIMER

Subject to change without notice. Errors and omission excepted. Always make sure to use the most recent release.

