

PRODUCT DATASHEET

SubstiTUBE T8 EM Value 15 W/3000 K 1200 mm

SubstiTUBE T8 EM VALUE | Economic LED tubes for electromagnetic control gears (CCG)



Areas of application

- General illumination within ambient temperatures from -20...+45 °C
- Corridors, stairways, parking garages
- Industry
- Warehouses
- Cooling and storage rooms
- Domestic applications
- Supermarkets and department stores

Product benefits

- No bending thanks to glass tube
- Energy savings of up to 68 % (compared to T8 fluorescent lamp on CCG)
- Quick, simple and safe replacement without rewiring
- Instant-on light, therefore ideally suitable in combination with sensor technology
- Very high resistance to switching loads
- Also suitable for operation at low temperatures

Product features

- LED replacement for classic T8 fluorescent lamps with G13 socket for use in CCG luminaires or on AC mains



- Low flicker according to EU 2019-2020 ($SVM \leq 0,4$ / $PstLM \leq 1$)
- Single and tandem operation on conventional control gear (0.6 m version)
- Tube made of glass
- Mercury-free and RoHS compliant
- Uniform illumination
- Type of protection: IP20



TECHNICAL DATA

Electrical data

Nominal wattage	15 W
Construction wattage	15.00 W
Nominal voltage	220...240 V
Claimed equiv. conventional lamp power	36 W
Nominal current	75 mA
Type of current	AC
Operating frequency	50/60 Hz
Mains frequency	50/60 Hz
Max. lamp no. on circuit break. 10 A (B)	32
Max. lamp no. on circuit break. B10 A - CCG without compensation	48
Max. lamp no. on circuit break. B10 A - CCG with compensation	9
Max. lamp no. on circuit break. 16 A (B)	40
Max. lamp no. on circuit break. B16 A - CCG without compensation	60
Max. lamp no. on circuit break. B16 A - CCG with compensation	11
Power factor λ	> 0.90

Photometrical data

Luminous flux	1620 lm
Luminous efficacy	108 lm/W
Lumen main.fact.at end of nom.life time	0.70
Light color (designation)	Warm White
Color temperature	3000 K
Color rendering index Ra	≥ 80
Light color	830
Standard deviation of color matching	≤ 6 sdc _m
Rated LLMF at 6,000 h	0.80
Flickering metric (Pst LM)	1
Stroboscope effect metric (SVM)	0.4

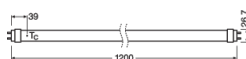




Light technical data

Beam angle	190 °
Warm-up time (60 %)	< 0.50 s
Starting time	< 0.5 s
Rated beam angle (half peak value)	190.00 °

Dimensions & Weight



Overall length	1212.00 mm
Diameter	26.70 mm
Tube diameter	26,7 mm
Maximum diameter	27 mm
Product weight	190.00 g

Temperatures & operating conditions

Ambient temperature range	-20...+45 °C
Maximum temperature at tc test point	65 °C

Lifespan

Lifespan	30000 h
Number of switching cycles	200000
Lumen maintenance at end of serv	0.70
Rated lamp survival factor at 6,000	≥ 0.90

Additional product data



Base (standard designation)	G13
Mercury content	0.0 mg

Capabilities

Dimmable	No
----------	----

Certificates & Standards

Energy efficiency class	F ¹⁾
Energy consumption	15.00 kWh/1000h
Type of protection	IP20
Standards	CE / EAC
Photobiological safety group acc. to EN62778	RG0

¹⁾ Energy efficiency class (EEC) on a scale of A (highest efficiency) to G (lowest efficiency)

Country-specific categorizations

Order reference	LEDTUBE T8 EM V
-----------------	-----------------

LOGISTICAL DATA

Temperature range at storage	-20...+80 °C
------------------------------	--------------

Energy labelling regulation data acc EU 2019/2015

Lighting technology used	LED
Non-directional or directional	NDLS
Mains or non-mains	MLS
Light source cap-type (or other electric interface)	G13
Connected light source (CLS)	No
Color-tuneable light source	No
Envelope	No
High luminance light source	No
Anti-glare shield	No
Correlated colour temperature type	SINGLE_VALUE
Claim of equivalent power	No
Length	1212.00 mm
Height	26.70 mm
Width	26.70 mm
Chromaticity coordinate x	0.434
Chromaticity coordinate y	0.405



R9 Colour rendering index	0.00
Beam angle correspondence	SPHERE_360
Survival factor	0.90
Displacement factor	0.90
LED light source replaces a fluorescent light source	yes






EQUIPMENT / ACCESSORIES

- Suitable for operation with low-loss and conventional control gears

Safety advice

- Not suitable for operation with electronic control gear.
- Operation in outdoor applications in suitable damp-proof luminaires possible according to data sheet and installation instruction.

DOWNLOAD DATA

DOWNLOAD DATA	
	User instruction
	User instruction
	Declarations of conformity
	Installation guide
	Installation guide

LOGISTICAL DATA

Product code	Packaging unit (Pieces/Unit)	Dimensions (length x width x height)	Gross weight	Volume
4058075611689	Shipping box 10	1,290 mm x 210 mm x 105 mm	2854.00 g	28.44 dm ³

The mentioned product code describes the smallest quantity unit which can be ordered. One shipping unit can contain one or more single products. When placing an order, for the quantity please enter single or multiples of a shipping unit.

References / Links



- For current information see www.ledvance.com/substitute

Legal advice

- When used to replace a T8 fluorescent lamp the total energy efficiency and light distribution depends on the design of the lighting system.

DISCLAIMER

Subject to change without notice. Errors and omission excepted. Always make sure to use the most recent release.

