

# PRODUCT DATASHEET

## SubstiTUBE T8 EM Pro 12.1 W/4000 K 1050 mm

SubstiTUBE T8 EM PRO | High performance LED tubes for electromagnetic control gears (CCG), shatterproof



### Areas of application

- General illumination within ambient temperatures from -20...+50 °C
- Illumination of production areas
- Traffic zones and corridors
- Supermarkets and department stores
- Industry

### Product benefits

- No bending thanks to glass tube
- Shatter protection thanks to special PET coating
- Support the implementation of the HACCP concepts from production through to presentation
- Very high resistance to switching loads
- High luminous flux for sophisticated lighting tasks
- Quick, simple and safe replacement without rewiring
- Energy savings of up to 68 % (compared to T8 fluorescent lamp on CCG)
- Instant-on light, therefore ideally suitable in combination with sensor technology
- Also suitable for operation at low temperatures



### Product features

- LED replacement for classic T8 fluorescent lamps with G13 socket for use in CCG luminaires or on AC mains
- Low flicker according to EU 2019-2020 ( $SVM \leq 0,4$  /  $PstLM \leq 1$ )
- Lamp tube made of glass with splinter protection e.g. for food industry applications
- VDE certified according to IEC62776
- Single and tandem operation on conventional control gear (0.6 m version)
- Type of protection: IP20

## TECHNICAL DATA

### Electrical data

Nominal wattage	12.1 W
Construction wattage	12.10 W
Nominal voltage	220...240 V
Claimed equiv. conventional lamp power	38 W
Nominal current	55 mA
Type of current	AC
Operating frequency	50/60 Hz
Mains frequency	50/60 Hz
Max. lamp no. on circuit break. 10 A (B)	82
Max. lamp no. on circuit break. B10 A - CCG without compensation	82
Max. lamp no. on circuit break. B10 A - CCG with compensation	13
Max. lamp no. on circuit break. 16 A (B)	131
Max. lamp no. on circuit break. B16 A - CCG without compensation	131
Max. lamp no. on circuit break. B16 A - CCG with compensation	21
Total harmonic distortion	20 %
Power factor $\lambda$	> 0.90

### Photometrical data

Luminous flux	2000 lm
Luminous efficacy	165 lm/W
Lumen main.fact.at end of nom.life time	0.70
Light color (designation)	Cool white
Color temperature	4000 K
Color rendering index Ra	83
Light color	840
Standard deviation of color matching	$\leq 5$ sdc <sub>m</sub>
Rated LLMF at 6,000 h	0.80
Flickering metric (Pst LM)	1
Stroboscope effect metric (SVM)	0.4





### Light technical data

Beam angle	190 °
Warm-up time (60 %)	< 0.50 s
Starting time	< 0.5 s
Rated beam angle (half peak value)	190.00 °

### Dimensions & Weight

Overall length	1060.00 mm
Diameter	26.70 mm
Tube diameter	25.3 mm
Maximum diameter	27 mm
Product weight	164.00 g

### Temperatures & operating conditions

Ambient temperature range	-20...+50 °C
Maximum temperature at tc test point	60 °C

### Lifespan

Lifespan	75000 h
Number of switching cycles	200000
Lumen maintenance at end of serv	0.70
Rated lamp survival factor at 6,000	≥ 0.90

### Additional product data

Base (standard designation)	G13
-----------------------------	-----



Mercury content	0.0 mg
-----------------	--------

### Capabilities

Dimmable	No
----------	----

### Certificates & Standards

Energy efficiency class	C <sup>1)</sup>
Energy consumption	13.00 kWh/1000h
Type of protection	IP20
Standards	CE / VDE / EAC
Photobiological safety group acc. to EN62778	RG0

<sup>1)</sup> Energy efficiency class (EEC) on a scale of A (highest efficiency) to G (lowest efficiency)

### Country-specific categorizations

Order reference	LEDTUBE T8 EM P
-----------------	-----------------

### LOGISTICAL DATA

Temperature range at storage	-20...+80 °C
------------------------------	--------------

### Energy labelling regulation data acc EU 2019/2015

Lighting technology used	LED
Non-directional or directional	NDLS
Mains or non-mains	MLS
Light source cap-type (or other electric interface)	G13
Connected light source (CLS)	No
Color-tuneable light source	No
Envelope	No
High luminance light source	No
Anti-glare shield	No
Correlated colour temperature type	SINGLE_VALUE
Claim of equivalent power	No
Length	1060.00 mm
Height	26.70 mm
Width	26.70 mm
Chromaticity coordinate x	0.382
Chromaticity coordinate y	0.380
R9 Colour rendering index	0.00



Beam angle correspondence	SPHERE_360
Survival factor	0.90
Displacement factor	0.90
LED light source replaces a fluorescent light source	yes





### EQUIPMENT / ACCESSORIES

- Suitable for operation with low-loss and conventional control gears

### Safety advice

- Not suitable for operation with electronic control gear.
- Operation in outdoor applications in suitable damp-proof luminaires possible according to data sheet and installation instruction.

### DOWNLOAD DATA

DOWNLOAD DATA	
	User instruction
	Declarations of conformity
	Installation guide
	Installation guide

### LOGISTICAL DATA

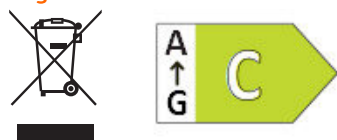
Product code	Packaging unit (Pieces/Unit)	Dimensions (length x width x height)	Gross weight	Volume
4058075612242	Shipping box 10	1,195 mm x 210 mm x 115 mm	2611.00 g	28.86 dm <sup>3</sup>

The mentioned product code describes the smallest quantity unit which can be ordered. One shipping unit can contain one or more single products. When placing an order, for the quantity please enter single or multiples of a shipping unit.

### References / Links

- For current information see [www.ledvance.com/substitute](http://www.ledvance.com/substitute)

### Legal advice



- When used to replace a T8 fluorescent lamp the total energy efficiency and light distribution depends on the design of the lighting system.
- 

## DISCLAIMER

Subject to change without notice. Errors and omission excepted. Always make sure to use the most recent release.

