

PRODUCT DATASHEET

LED TUBE T8 EXT P 15 W/6500 K 1200 mm

LED TUBE T8 EXTERNAL P | LED TUBE T8 EXTERNAL for LED DRIVER EXTERNAL



Areas of application

- Industrial lighting (e.g. manufacturing plants, logistic centers, warehouses)
- Linear lighting for office, education, storage areas and retail
- Shops, supermarkets
- Suitable for indoor SELV installations
- General illumination within ambient temperatures from -20...+50 °C

Product benefits

- Compatible with LEDVANCE DRIVER LED TUBE DALI EXTERNAL
- Shatter protection thanks to special PET coating
- No bending thanks to glass tube
- Very high resistance to switching loads
- Five year guarantee

Product features

- Designed to power only with LEDVANCE Driver LED TUBE EXTERNAL
- Mercury-free and RoHS compliant



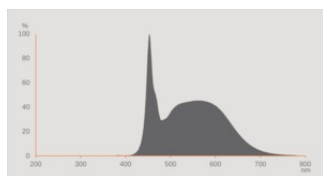
TECHNICAL DATA

Electrical data

Nominal wattage	15 W
Construction wattage	15.00 W
Nominal voltage	42 V
Claimed equiv. conventional lamp power	36 W
Nominal current	350 mA
Type of current	DC
Inrush current	4.3 A
Operating frequency	0 Hz
Mains frequency	0 Hz
Total harmonic distortion	< 20 %
Power factor λ	0.90

Photometrical data

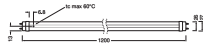
Luminous flux	2400 lm
Luminous efficacy	160 lm/W
Lumen main.fact.at end of nom.life time	0.70
Light color (designation)	Cool Daylight
Color temperature	6500 K
Color rendering index Ra	80
Light color	865
Standard deviation of color matching	≤ 5 sdc _m
Rated LLMF at 6,000 h	0.80
Flickering metric (Pst LM)	<1
Stroboscope effect metric (SVM)	<0,4



Light technical data

Beam angle	190 °
Warm-up time (60 %)	< 2.00 s
Starting time	< 1.0 s
Rated beam angle (half peak value)	190.00 °

Dimensions & Weight



Overall length	1200.00 mm
Diameter	27.00 mm
Maximum diameter	27 mm
Product weight	190.00 g

Temperatures & operating conditions

Ambient temperature range	-20...+50 °C
Maximum temperature at tc test point	60 °C

Lifespan

Lifespan	50000 h
Number of switching cycles	200000
Lumen maintenance at end of serv	0.70
Rated lamp survival factor at 6,000	≥ 0.90

Additional product data

Base (standard designation)	G13
Mercury content	0.0 mg
Product remark	Single sided LED TUBE (one-sided DC input) complying with safety requirement acc. IEC 62776:2014. Safety protection against electrical shock in misuse (ECG/CCG/Mains operation).

Capabilities

Dimmable	Yes
----------	-----

Certificates & Standards

Energy efficiency class	D 1)
-------------------------	------

Energy consumption	15.00 kWh/1000h
Type of protection	IP20
Standards	CE
Photobiological safety group acc. to EN62778	RG0

¹⁾ Energy efficiency class (EEC) on a scale of A (highest efficiency) to G (lowest efficiency)

Country-specific categorizations

Order reference	LEDTUBE T8 EXT
-----------------	----------------

LOGISTICAL DATA

Temperature range at storage	-20...+80 °C
------------------------------	--------------





Energy labelling regulation data acc EU 2019/2015

Lighting technology used	LED
Non-directional or directional	NDLS
Mains or non-mains	NMLS
Light source cap-type (or other electric interface)	G13
Connected light source (CLS)	No
Color-tuneable light source	No
Envelope	No
High luminance light source	No
Anti-glare shield	No
Correlated colour temperature type	SINGLE_VALUE
Claim of equivalent power	No
Length	1200.00 mm
Height	27.00 mm
Width	27.00 mm
Chromaticity coordinate x	0,312
Chromaticity coordinate y	0,328
R9 Colour rendering index	0.00
Beam angle correspondence	SPHERE_360
Survival factor	0,90
Displacement factor	0,90
LED light source replaces a fluorescent light source	No

Safety advice

- Operation in outdoor applications in suitable damp-proof luminaires possible according to data sheet and installation instruction.
- The operating temperature range of LED tube is restricted. In case of doubt regarding suitability of the application please measure Tc max temperature on the product prior to installation.

DOWNLOAD DATA

DOWNLOAD DATA	
	User instruction
	IES file (IES)
	LDT file (Eulumdat)
	UGR file (UGR table)

LOGISTICAL DATA

Product code	Packaging unit (Pieces/Unit)	Dimensions (length x width x height)	Gross weight	Volume
4058075730625	Shipping box 25	1,252 mm x 197 mm x 235 mm	6332.00 g	57.96 dm ³

The mentioned product code describes the smallest quantity unit which can be ordered. One shipping unit can contain one or more single products. When placing an order, for the quantity please enter single or multiples of a shipping unit.

DISCLAIMER

Subject to change without notice. Errors and omission excepted. Always make sure to use the most recent release.