

# PRODUCT DATASHEET

## TRUSYS FLEX P 50W 840 DS CL WT

TruSys® FLEX DOUBLE ASYMMETRIC | Luminaire inserts with double asymmetric light distribution, up to 175 lm/W



### Areas of application

- Emergency illumination of escape routes
- Antipanic lighting
- Buildings requiring up to 3 h emergency light operation
- Direct replacement for luminaires with compact fluorescent lamps
- Industry halls, high rack warehouse, hardware stores

### Product benefits

- Seamless integration of luminaires with emergency lighting function into general lighting
- Easy wiring thanks to included prewired driver and battery for Emergency lighting function
- Simple testing of luminaires with emergency lighting function thanks to integrated automatic test function
- Convenient visualization of results of automatic test with an included control LED
- Operation of integrated emergency lighting function with long life LiFePO4 battery with 3h battery discharge time
- High luminous efficacy in normal operation
- 3 years guarantee
- Double directed light distribution for shelf illumination
- Easy installation, no tools required for connection
- Energy saving and cost-effective
- Flexible application due to a range of different lumen packages and beam angles
- Rows of up to 55 (On-Off) / 50 (DALI) luminaires possible

### Product features

- Certified according to European norms (EN 60598-1:2015; EN 60598-2-22:2014)



- Luminaire suited for normal lighting and emergency lighting
- Self-contained luminaires
- Emergency lighting function: battery discharge time of 3 h
- Function test of emergency lighting: automatic (AT)
- Battery technology: LiFePO4
- Beam angle double asymmetric: 2x30°
- Click into place solution with smart click buttons
- Fixed luminaire taps
- Steel-sheet housing
- Luminous efficacy: up to 175 lm/W
- Lumen package 6000 lm, 8600 lm, 12100 lm

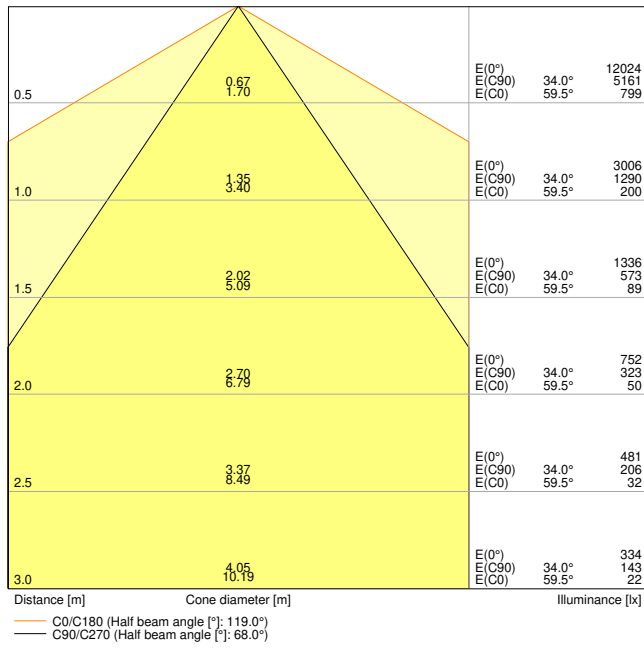
## TECHNICAL DATA

### Electrical data

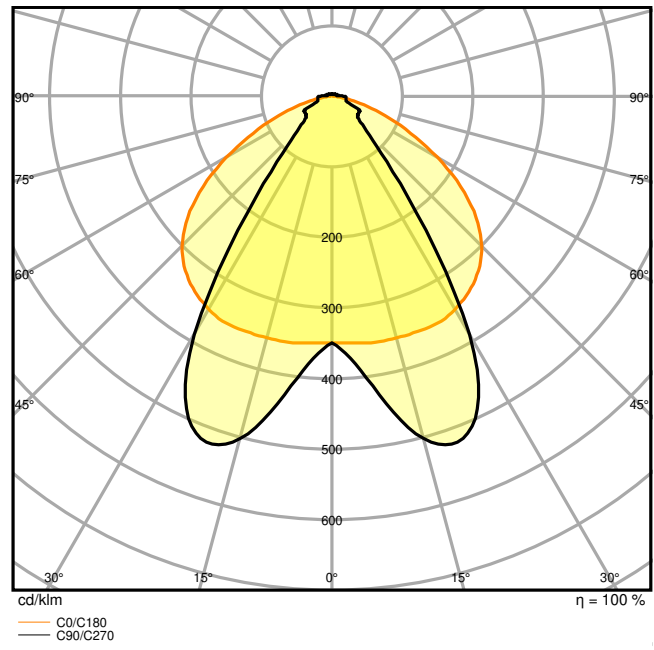
Nominal wattage	50.00 W
Nominal voltage	220...240 V
Mains frequency	50...60 Hz
Nominal current	230.000 mA
Inrush current	32 A
Inrush current time $T_{h50}$	182 $\mu$ s
Max. no. of lum. on circuit break. B16 A	13
Max. no. of lum. on circuit break. C10 A	10
Max. no. of lum. on circuit break. C16 A	17
Power factor $\lambda$	$\geq 0.95$
Total harmonic distortion	$\leq 15 \%$
Protection class	I
Operating mode	Integrated LED driver

### Photometrical data

Luminous flux	8600 lm
Luminous efficacy	175 lm/W
Color temperature	4000 K
Light color (designation)	Cool White
Color rendering index Ra	$\geq 80$
Standard deviation of color matching	3 sdc <sub>m</sub>
Low flicker	Yes
Flickering metric (Pst LM)	$\leq 1$
Stroboscope effect metric (SVM)	$\leq 0.4$
Photobiological safety group acc. to EN62778	RG1
Beam angle	2 x 30 °



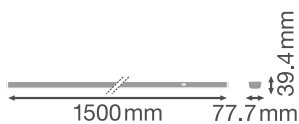
LDC typ cone



LDC typ polar

### Dimensions & Weight

Length	1500.00 mm
Width	77.70 mm
Height	39.40 mm
Product weight	1700.00 g



### Materials & Colors

Product color	White
Housing color	White
Body material	Steel
Cover material	Polymethylmethacrylate (PMMA)
Light emitting surface material	Polymethylmethacrylate (PMMA)
Glow Wire Test according to IEC 60695-2-12	650 °C
Mercury content	0.0 mg

### Application & Mounting

Ambient temperature range	-25...+40 °C
Temperature range at storage	-40...+80 °C
Type of connection	Plug-In connection
Type of protection	IP40
Protection class IK (shock resistance)	IK04
Dimmable	No
Mounting type	Suspended/Surface
Mounting location	Mounting rail
Application environment	Indoor
Adjustable	No
LED module replaceable	Not replaceable
With light source	Yes

### Lifespan

Lifespan L70/B50 at 25 °C	100000 h
Lifespan L80/B10 at 25 °C	76000 h
Lifespan L90/B10 at 25 °C	38000 h
Number of switching cycles	100000

### Control gear

Output current	620 mA
ECG - Output ripple current	< 5 %

### Certificates & Standards

Standards	CE / CB / UKCA / ENEC / EAC
Luminaire with limited surface temperature, "D sign"	Yes
Ball shot safe	No










### Additional product data

Product remark	Available from September 2022
----------------	-------------------------------

**EQUIPMENT / ACCESSORIES**

- Mounting rail with fixed integrated 8-pole cable

**DOWNLOAD DATA**

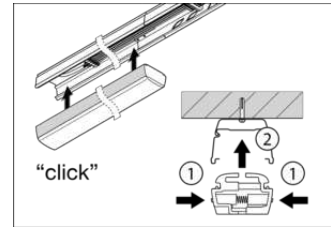
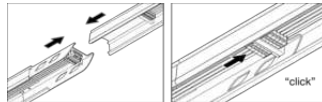
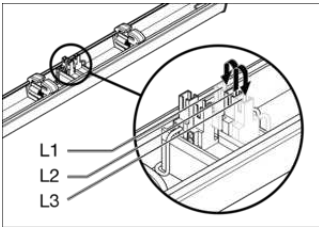
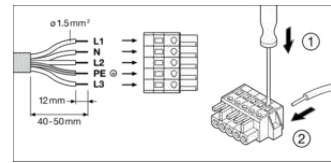
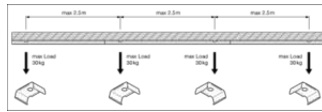
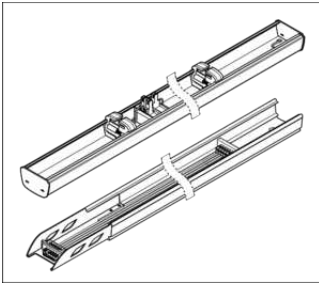
DOWNLOAD DATA	
	User instruction
	Addon Technical Information
	Tender documents
	IES file (IES)
	LDT file (Eulumdat)
	R3D file (Relux 3D Model)
	M3D file (3D Model)
	UGR file (UGR table)
	Packaging insert

**LOGISTICAL DATA**

Product code	Packaging unit (Pieces/Unit)	Dimensions (length x width x height)	Gross weight	Volume
4058075771819	Shipping box 4	1,547 mm x 218 mm x 231 mm	8293.00 g	77.90 dm <sup>3</sup>

The mentioned product code describes the smallest quantity unit which can be ordered. One shipping unit can contain one or more single products. When placing an order, for the quantity please enter single or multiples of a shipping unit.

**ADDITIONAL CATALOG INFORMATION**



### References / Links

- For Guarantee see [www.ledvance.com/guarantee](http://www.ledvance.com/guarantee)

### DISCLAIMER

Subject to change without notice. Errors and omission excepted. Always make sure to use the most recent release.