

PRODUCT DATASHEET

SP ADJ P 8W 930 PS DIM IP20 WT

SPOT ADJUST | Recessed mounted spotlight for indoor use, adjustable



Areas of application

- Direct replacement for recessed spotlights with halogen lamps
- General illumination
- Hotel rooms and corridors
- Bars, restaurants
- Accent lighting
- Galleries, museums
- Residential interiors

Product benefits

- Energy savings of up to 90 % compared to halogen lamp spotlights
- Powerselect: Brightness adjustment via dip switches on the driver
- Easy replacement of external driver thanks to plug with bayonet lock
- Easy installation and electrical connection thanks to tool-free electrical connectors
- SCALE Design – great appearance, valuable materials and small size fits into every surrounding
- 5 years guarantee

Product features

- Adjustable swivel angle: $\pm 25^\circ$
- Color rendering index R_a : 90
- Beam angle: 36°
- Die-cast aluminum housing
- Silicon-pad protected springs
- Dimmable (with many common dimmers, see also www.ledvance.com/dim)
- Through-wiring possible



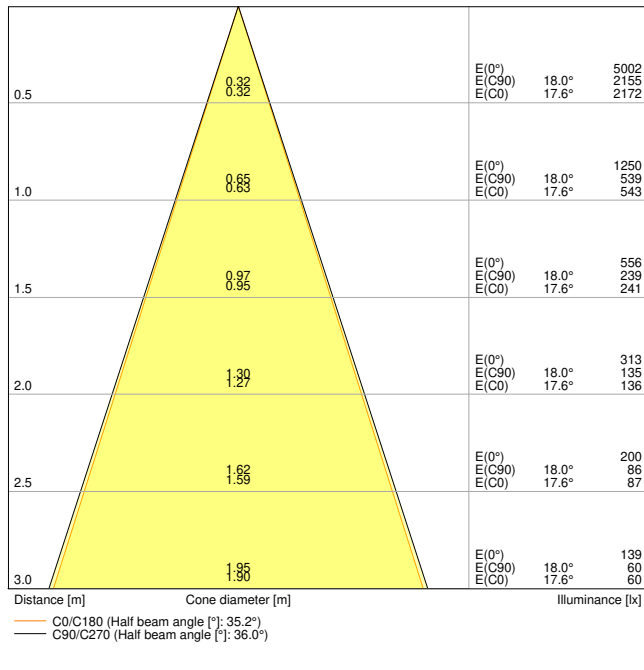
TECHNICAL DATA

Electrical data

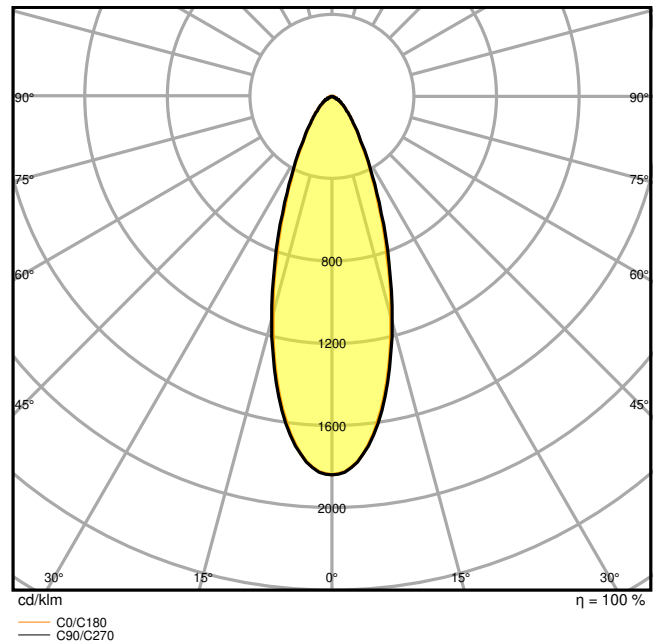
Nominal wattage	8.00 W
Nominal voltage	220...240 V
Mains frequency	50...60 Hz
Nominal current	38.000 mA
Inrush current	2 A
Inrush current time T_{h50}	60 μ s
Max. no. of lum. on circuit break. B16 A	336
Max. no. of lum. on circuit break. C10 A	210
Max. no. of lum. on circuit break. C16 A	336
Power factor λ	0.90
Total harmonic distortion	< 20 %
Protection class	II
Operating mode	Electronic control gear (ECG)

Photometrical data

Luminous flux	680 lm
Luminous efficacy	85 lm/W
Color temperature	3000 K
Light color (designation)	Warm white
Color rendering index Ra	90
Standard deviation of color matching	≤ 3 sdc _m
Low flicker	Yes
Photobiological safety group acc. to EN62778	RG1
Beam angle	36 °



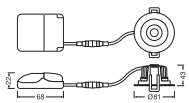
LDC typ cone



LDC typ polar

Dimensions & Weight

Diameter	81.00 mm
Height	43.00 mm
Product weight	230.00 g



Materials & Colors

Product color	White
Housing color	White
Body material	Aluminum
Cover material	Polymethylmethacrylate (PMMA)
Light emitting surface material	PMMA



Glow Wire Test according to IEC 60695-2-12	650 °C
Mercury content	0.0 mg

Application & Mounting

Ambient temperature range	-20...+40 °C
Temperature range at storage	-42...+80 °C
Type of connection	Push terminal
Type of protection	IP20
Protection class IK (shock resistance)	IK03
Dimmable	Yes
Type of dimming	PHASE CUT
Mounting type	Recessed
Mounting location	Ceiling
Application environment	Indoor
Mounting diameter	68 mm
Mounting depth	50,0 mm
Adjustable	Yes
LED module replaceable	Not replaceable
With light source	Yes

Lifespan

Lifespan L70/B50 at 25 °C	50000 h
Lifespan L80/B10 at 25 °C	41000 h
Lifespan L90/B10 at 25 °C	18000 h
Number of switching cycles	100000

Control gear

Output current	180 mA
ECG - Output ripple current	< 5 %
ECG - Length	68,0 mm
ECG - Width	55,0 mm
ECG - Height	22,0 mm

Certificates & Standards

Standards	CE / CB / ENEC / TÜV SÜD / UKCA / EAC
Luminaire with limited surface temperature, "D sign"	No
Ball shot safe	No











Additional product data

Product remark	Available from November 2022
----------------	------------------------------

EQUIPMENT / ACCESSORIES

- External control gear included with dip-switches to select power during installation
- Refurbishment rings are available as accessory
- Selected DALI 2.0 driver available as accessory

DOWNLOAD DATA

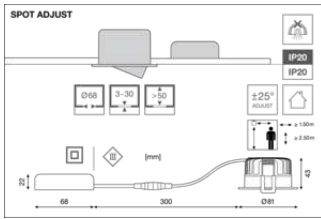
DOWNLOAD DATA	
	User instruction
	Addon Technical Information
	Addon Technical Information
	Tender documents
	IES file (IES)
	LDT file (Eulumdat)
	R3D file (Relux 3D Model)
	M4D file (3D Model with rotation axis)
	UGR file (UGR table)
	Packaging insert

LOGISTICAL DATA

Product code	Packaging unit (Pieces/Unit)	Dimensions (length x width x height)	Gross weight	Volume
4058075799653	Shipping box 20	562 mm x 230 mm x 195 mm	8570.00 g	25.21 dm ³

The mentioned product code describes the smallest quantity unit which can be ordered. One shipping unit can contain one or more single products. When placing an order, for the quantity please enter single or multiples of a shipping unit.

ADDITIONAL CATALOG INFORMATION



	✓	✓	✓	○
	ON	ON	ON	ON
	1 2	1 2	1 2	1 2
				Preset
Current (CC)	85 mA	140mA	180mA	140mA
Power	4W	6W	8W	6W
% rated lumen	50%	80%	100%	80%

References / Links

- For Guarantee see www.ledvance.com/guarantee

DISCLAIMER

Subject to change without notice. Errors and omission excepted. Always make sure to use the most recent release.