



Serie

# Universal Libro

## Especificaciones Técnicas

Carpintería Replegable al Interior

Posibilidad de Acristalado o Mallorquina

Cerco a Testa y Hoja Perimetral

Sección de Marco ..... 46.5 mm.

Sección de Hoja ..... 38 mm.

Lama Fija ..... 50 mm.

Lama Móvil ..... 66 o 71 mm.


Galce de vidrio ..... de 8.5 a 32 mm.  
Junquillos de altura 20 mm. (Tabla de Acristamiento 1)

Peso máximo por hoja ..... 50 Kg.

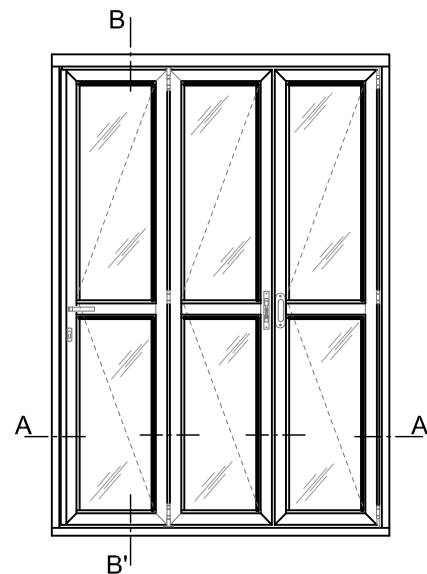
Ancho máximo de hoja ..... 1000 mm.

Alto máximo de hoja ..... 3000 mm.

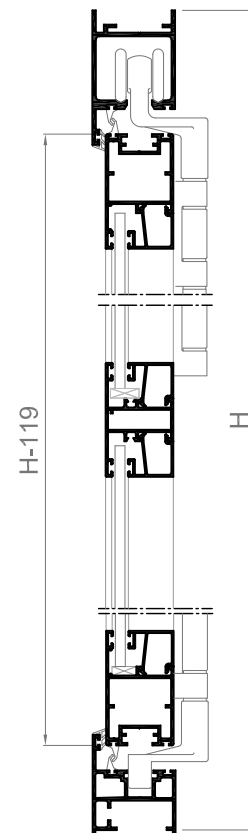
## Posibilidades de Apertura



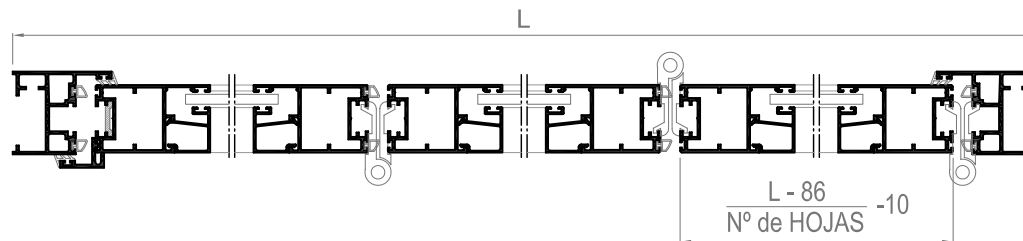
\* El número de hojas será siempre IMPAR, o suma de IMPARES



PUERTA DE TRES HOJAS REPLEGABLES

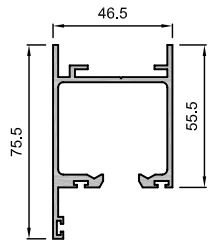


Sección B-B'

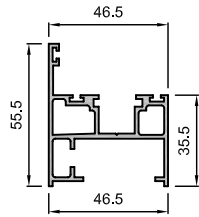


Sección A-A'

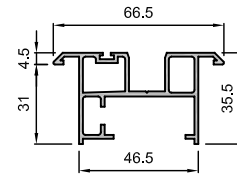
# Perfiles Universal Libro



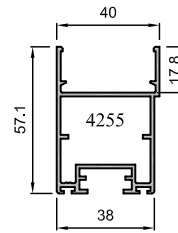
**8020**



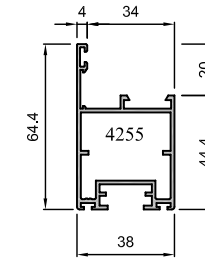
**8021**



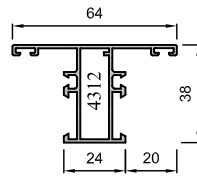
**8032**



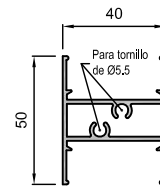
**17841**



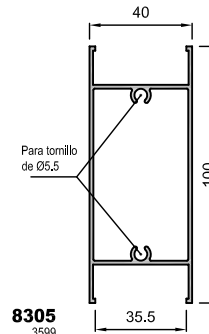
**17840**



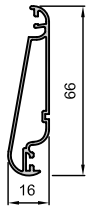
**8227**



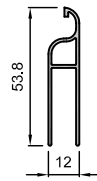
**8317**



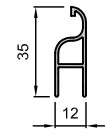
**8305**  
3599



**8312**



**8314**



**8313**



**175**  
7546



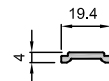
**177**  
2587



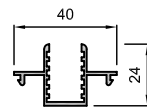
**178**  
2588



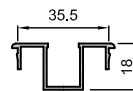
**8309**



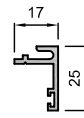
**8412**



**8302**

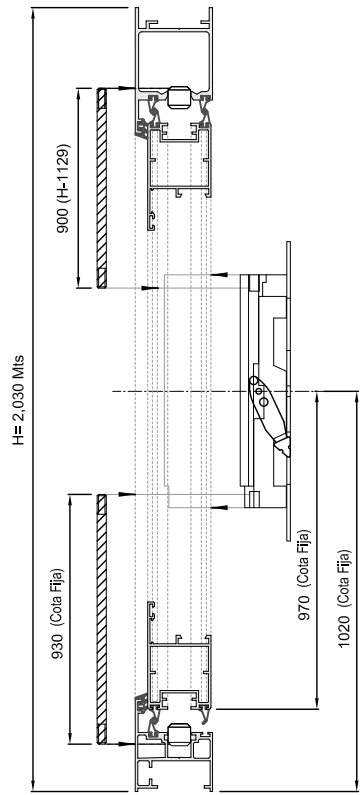


**176**  
2586

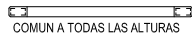


**8023**

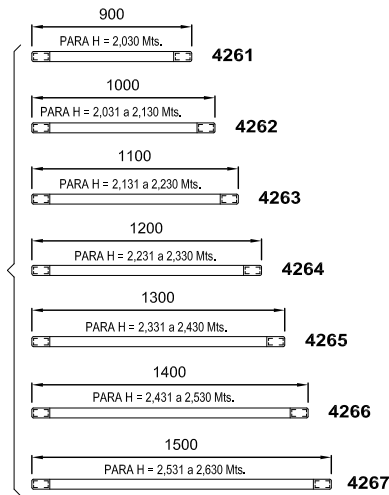
# Accesorios Universal Libro



PARTE INFERIOR



PARTE SUPERIOR



NOTA : Pedir indicando la "H" (altura total)

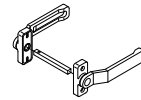
Ejemplo

Ver Instrucciones de Montaje de las Celosías al final de serie Mallorquina Corredera

TABLA DE CELOSIAS					
REF.	Nº DE LAMAS	* A (mm.)	REF.	Nº DE LAMAS	* A (mm.)
<b>4209</b>	UN55 6 LAMAS	387 - 441	<b>4224</b>	UN55 21 LAMAS	1212 - 1266
<b>4210</b>	UN55 7 LAMAS	442 - 496	<b>4225</b>	UN55 22 LAMAS	1267 - 1321
<b>4211</b>	UN55 8 LAMAS	497 - 551	<b>4226</b>	UN55 23 LAMAS	1322 - 1376
<b>4212</b>	UN55 9 LAMAS	552 - 606	<b>4227</b>	UN55 24 LAMAS	1377 - 1431
<b>4213</b>	UN55 10 LAMAS	607 - 661	<b>4228</b>	UN55 25 LAMAS	1432 - 1486
<b>4214</b>	UN55 11 LAMAS	662 - 716	<b>4229</b>	UN55 26 LAMAS	1487 - 1541
<b>4215</b>	UN55 12 LAMAS	717 - 771	<b>4230</b>	UN55 27 LAMAS	1542 - 1596
<b>4216</b>	UN55 13 LAMAS	772 - 826	<b>4231</b>	UN55 28 LAMAS	1597 - 1651
<b>4217</b>	UN55 14 LAMAS	827 - 881	<b>4232</b>	UN55 29 LAMAS	1652 - 1706
<b>4218</b>	UN55 15 LAMAS	882 - 936	<b>4233</b>	UN55 30 LAMAS	1707 - 1761
<b>4219</b>	UN55 16 LAMAS	937 - 991	<b>4234</b>	UN55 31 LAMAS	1762 - 1816
<b>4220</b>	UN55 17 LAMAS	992 - 1046	<b>4235</b>	UN55 32 LAMAS	1817 - 1871
<b>4221</b>	UN55 18 LAMAS	1047 - 1101	<b>4236</b>	UN55 33 LAMAS	1872 - 1926
<b>4222</b>	UN55 19 LAMAS	1102 - 1156	<b>4237</b>	UN55 34 LAMAS	1927 - 1981
<b>4223</b>	UN55 20 LAMAS	1157 - 1211	<b>4238</b>	UN55 35 LAMAS	1982 - 2036

\* Altura libre de hueco de hoja

## Manillas



**4257**  
J. manetas hoja entrada lateral



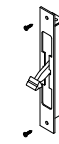
**4277**  
Manilla extraplana



**4282**  
Manilla extraplana super



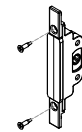
-----  
Manilla Plana c/cuadr. 7mm



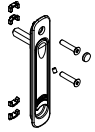
-----  
Cierre embutido palanca bidirecc.



-----  
Bulones de cierre

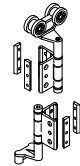


**5869**  
Mecanismo cierre Ghibo 23

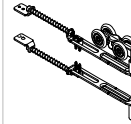


-----  
Tirador de embutir

## Bisagras y carros



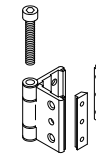
**4250**  
Juego de carros con bisagras



-----  
Juego de carros Hojas pares



**4251**  
Bisagra Libro



**4273**  
Bisagra libro desmontable



**4271**  
Uñero serie Libro



**4253**  
Tapa cerco inferior



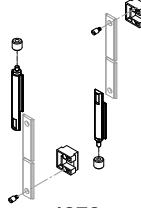
**4450**  
Cepillo lama inicial y final



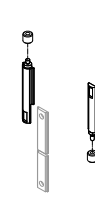
**4312**  
Taco Stilo pilastro ventana

## Varios

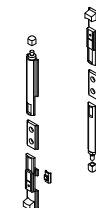
## Kits de Cierre



**4278**  
Kit Cremona terminal



-----  
Terminales pletina



**4276**  
Pasadores sup. e inf.

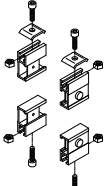


**4269**  
Kit cierre embutido bidirecc. varilla

## Escuadras



**4255**  
Escuadra hojas



**4254**  
Juego 4 tacos fijación cercos

## Elementos de Cierre



**4453**  
Taco tipo lama fija "Z"(ud)



**4454**  
Taco compensador lama fija "Z"(Jgo.2)




**4455**  
Posicionador fijo cierre total



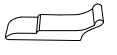
**4456**  
Posicionador fijo apertura 60º



**4457**  
Compensador extremo



**4247**  
Mando Esfera



**4246**  
Mando Estándar

## Varios



**4391**  
Escuadra junquillos curvos



**4078**  
Pieza sujeción junquillo curvo clip

## Juntas



**4208**  
Goma ajuste entre lamas



**4259**  
Goma unión vert. entre hojas



**4258**  
Goma exterior cerco



**4260**  
Goma estangu. Horizontal hojas



**4281**  
Goma estangu. Hoj. hojas base rígida

## Utillaje

**4239 - Útil serie Universal**  
**5200 - Cerradura (Resbalón + Gancho)**