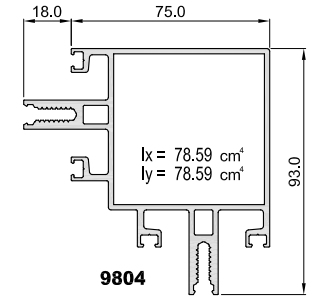
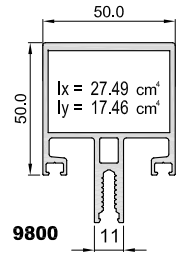
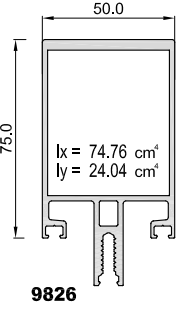
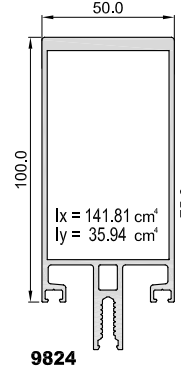
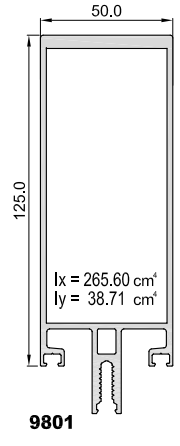
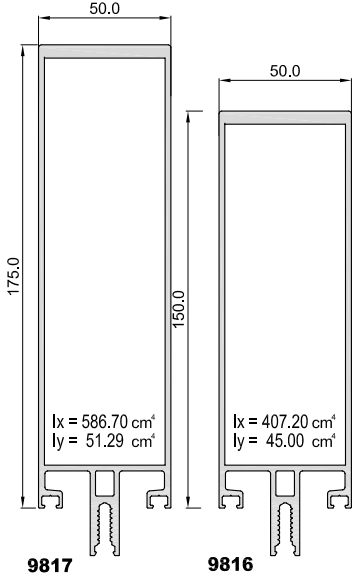
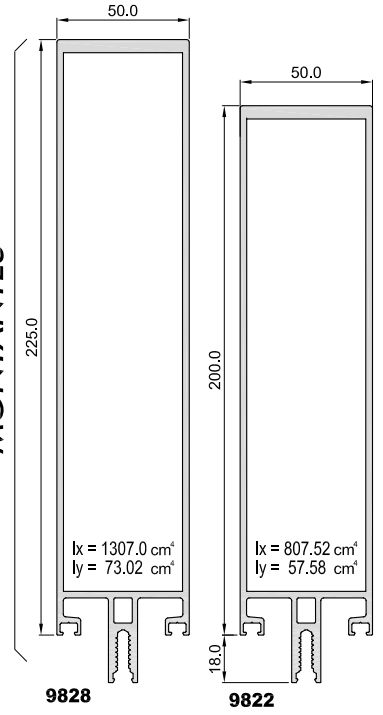
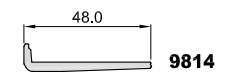
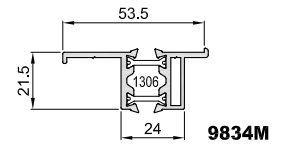
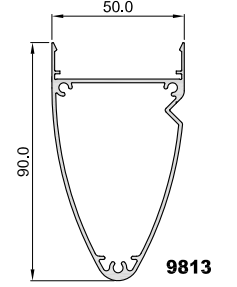
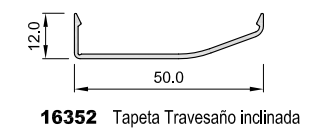
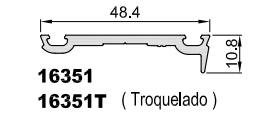
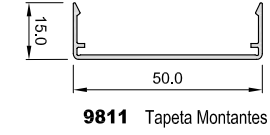
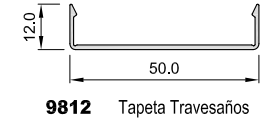
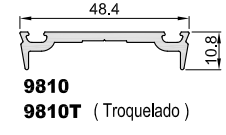
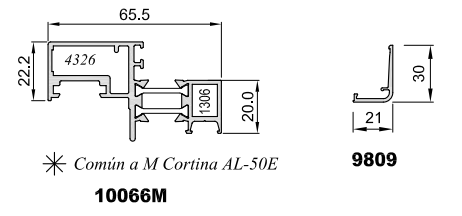
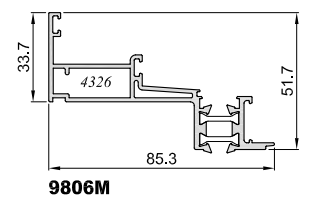
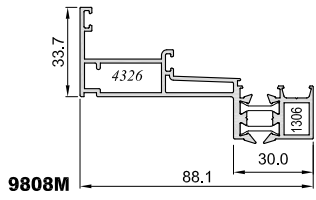
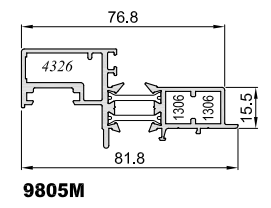
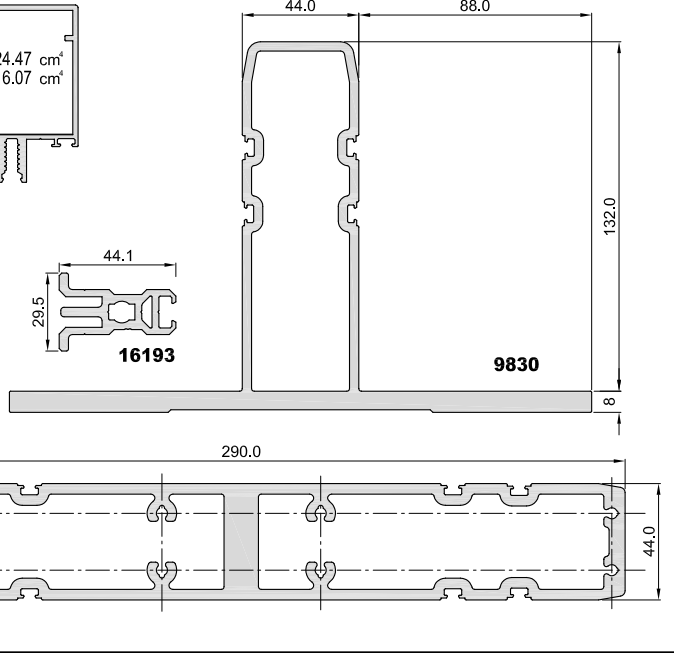
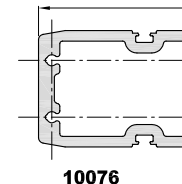
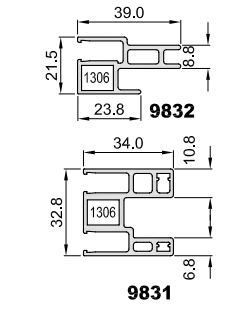
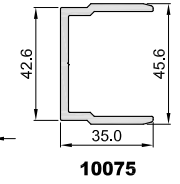
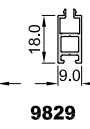
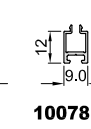
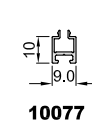
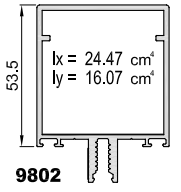
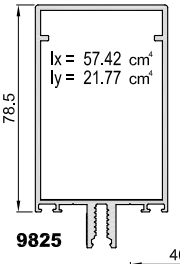
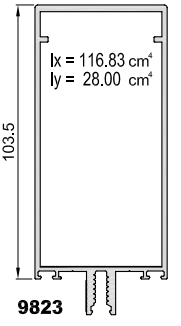
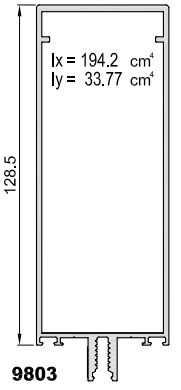
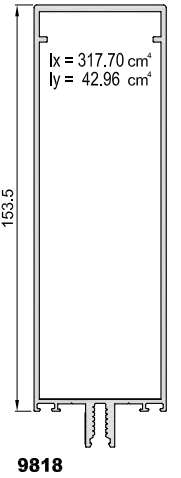
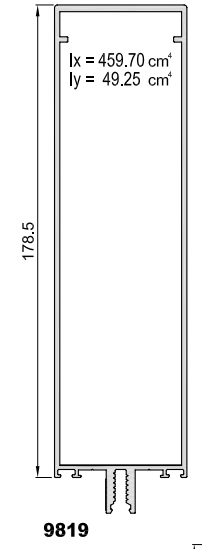
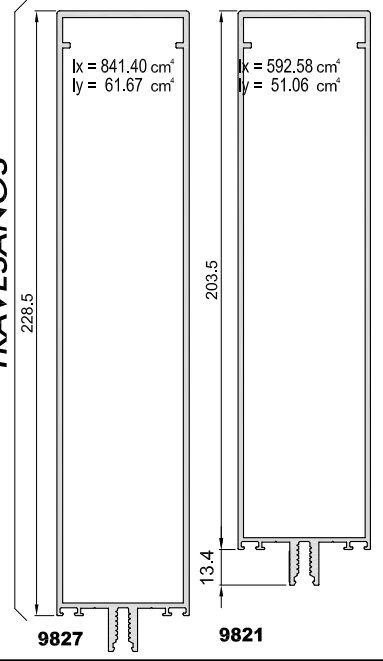


Perfiles
Muro Cortina AL 50

MONTANTES



TRAVESAÑOS



Accesorios

Muro Cortina AL 50

1335

Cerradero ancho
Projectante

1336

Cerradero
projectante

1332

Cremona Euro
M. Cortina

1333

Bloque conexión
cremona

4018

Ángulo de reenvío
projectante

1330

Compás projectante
18" (1400-1600)
(2 Uds.)

1331

Compás projectante
28" (>2000)
(2 Uds.)

1398

Compás projectante
14" (1000-1200)
(2 Uds.)

1399

Compás projectante
22" (1700-1800)
(2 Uds.)

1301

Calzo vidrio
bastidor
(Del perfil 10074)

1304

Pieza Inox
seguridad vidrio

4326

Escuadra cerco
y hoja

1306

Escuadra exterior
cerco y hoja

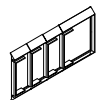
1307

Taco travesaño
antibalaceo



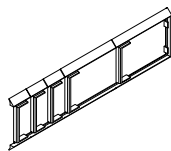
1308

Pieza-junta de
continuidad



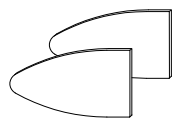
1309

Collarin travesaños
hasta 9803



1364

Collarin travesaños
de 9818 a 9827



1344

Tapa terminal
tapeta elíptica



1339

Distanciador
Isolante 10 mm.



1340

Distanciador
Isolante 12 mm.



1341

Distanciador
Isolante 14 mm.



1342

Distanciador
Isolante 16 mm.



1343

Distanciador
Isolante 18 mm.



1370

Junta exterior
bastidor acordeon



1371

Junta central
bastidor acordeon



1363

Banda estanqueidad
adhesiva 40 mm.



1359

Tira celular Foan
35 x 5 mm.



1311

Junta Interna
Vidrio 2,4 mm



1312

Junta Interna
Vidrio 3,4 mm



1313

Junta Interna
Vidrio 4,4 mm



1314

Junta Interna
Vidrio 6,4 mm



1315

Junta Interna
Vidrio 8,4 mm



1316

Junta Interna
Vidrio 10,4 mm



1361

Junta Interna
Vidrio 11,4 mm



1317

Junta Interna
Vidrio 12,4 mm



1362

Junta Interna
Vidrio 13,4 mm



1318

Junta Interna
Vidrio 14,4 mm



1319

Junta interior
montante 9 mm.



1320

Junta interior
travesaño 4,5 mm



1328

Jgo. ángulo vulc.
(1319+1320)
(2 Uds.)



1352

Junta interior
montante 11 mm.



1353

Junta interior
travesaño 6,5 mm.



1358

Jgo. ángulo vulc.
(1352+1353)
(2 Uds.)



1360

Junta presor
Tapeta



1337

Cuña int. panel
3 mm.



1338

Cuña int. panel
4 mm.



1323

Junta remate
perimetral



1324

Junta camisa
de dilatación



1346

Junta cerco
con tapeta



1347

Junta hoja
con tapeta



1348

Junta llaga seca



1349

Junta cierre cerco
s. estructural



1350

Junta cerco
s. estructural



1351

Junta hoja sistema
estructural



1350

Junta angulo ext.
angulo de 5° a 10°
Montante



1366

Junta vidrio
angulo ext. de 5° a 10°
Montante



1368

Junta vidrio
angulo ext. de 5° a 10°
Presor



1367

Junta vidrio
angulo ext. de 5° a 5°
Presor



1369

Junta Tapahuella



4055

Junta perim.
hoja



1310

Junta estanqueidad
travesaño



1345

Soporte tornillo
exterior presor



1354

Pieza giro/bloqueo
fina sencilla



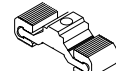
1355

Pieza giro/bloqueo
gruesa doble



1356

Pieza giro/bloqueo
gruesa sencilla



1357

Pieza giro/bloqueo
gruesa doble



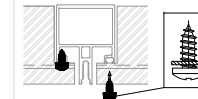
1383

Anclaje Básico
Sencillo



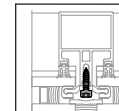
1384

Anclaje Básico
Doble



1382

Tornillo fijación
Travesaños c/ arandela
nylon Ø 4.8 x 13



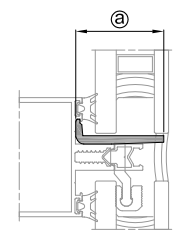
Tornillo INOX
Cabeza
Hexagonal

Medida (mm)	Referencia
Ø 5.5 x 20	1372
Ø 5.5 x 25	1373
Ø 5.5 x 30	1374
Ø 5.5 x 32	1375
Ø 5.5 x 35	1376
Ø 5.5 x 38	1377
Ø 5.5 x 40	1378
Ø 5.5 x 45	1379
Ø 5.5 x 50	1380
Ø 5.5 x 55	1381

Calzo apoyo vidrio

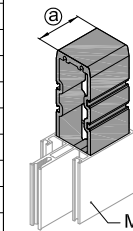
Longitud@ (mm.)

Referencia



23	1329.23
27	1329.27
31	1329.31
35	1329.35
37	1329.37
40	1329.40
43	1329.43
45	1329.45
48	1329.48

Camisa de Continuidad



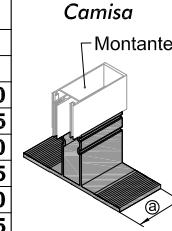
Ref. Montante

Longitud (mm.) @

Referencia Camisa

9800	29	10076.50
9826	53	10076.75
9824	77	10076.100
9801	101.5	10076.125
9816	126.5	10076.150
9817	151.5	10076.175
9822	176.5	10076.200
9828	198	10076.225

Anclaje inferior Camisa



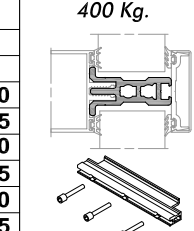
Ref. Montante

Longitud (mm.) @

Referencia Camisa

9800	29	9830.50
9826	53	9830.75
9824	77	9830.100
9801	101.5	9830.125
9816	126.5	9830.150
9817	151.5	9830.175
9822	176.5	9830.200
9828	198	9870.225

Calzo de refuerzo 400 Kg.



Medida de Vidrio mm.

Referencia

30	1385
34	1386
36	1387
38	1388
40	1389