



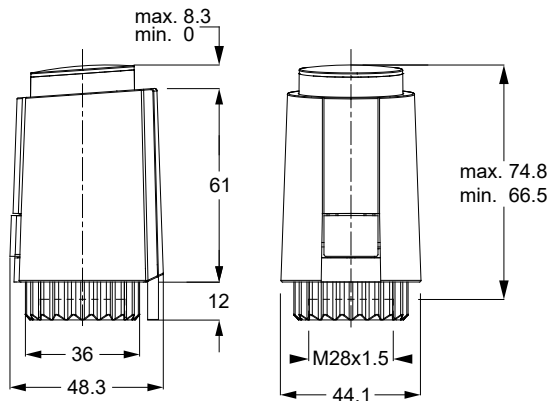
DESCRIPTION

# A56402

Thermo electrical actuator 24V ON/OFF-PWM N.C. (Normally Closed) complete of adaptor VA64 to be installed only on

- Pressure independent control valve 93 / 92 (1")

DIMENSIONS



Dimensions on mm

TECHNICAL DATA/ FEATURES

Type	ON/OFF-PWM - N.C.	Storage temperature	-25° / + 60 °C
Operating voltage	24V AC/DC + 20% - 10% Hz	Ambient temperature	0° / + 60 °C
Max. Inrush current	<300 mA – 2 min max	Type of protection	IP54 / III
Stroke (actuator level)	6,5 mm	Weight	110 g
Operating Power	1,2 W	Colour	grey RAL7035
Opening/Closing time	~4,5 min.	Connecting cable type	H03VV - 2 x 0.75 mm <sup>2</sup>
Actuating force	125 N ± 5 %	Connecting cable length	1 m
Fluid temperature	0 / + 100°C	Surge protection	2.5kV (EN 60730-1)
		Adaptor included	VA64

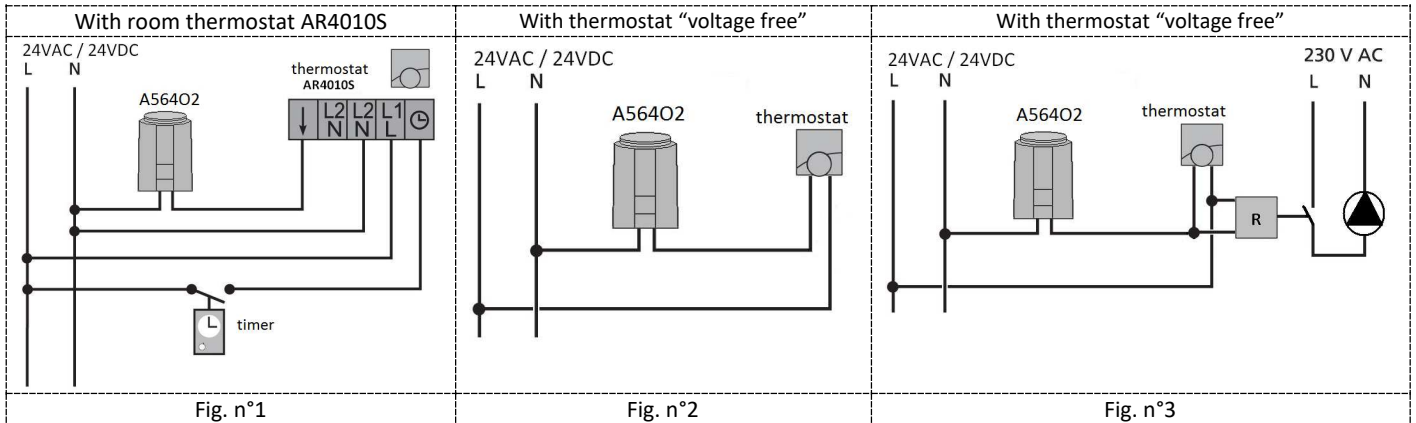
The actuators A56402 are a 24V thermoelectric valve drive suitable to control the flow on the heating and/or cooling installation in function of the room temperature value. If the installer need a supplementary control (i.e. pump control) in function of the actuator state (Open/close) is recommended to adopt relay (look the specify paragraph dedicated to the wiring diagrams – Figure n°3).

The actuators A56402 are N.C. so, if is on the de-energized state, will be close from the hydraulically point of view; the actuators A56402 could be connected to “voltage free” room thermostat. To have more details regarding the wiring connection look the specific paragraph.

APPROVALS



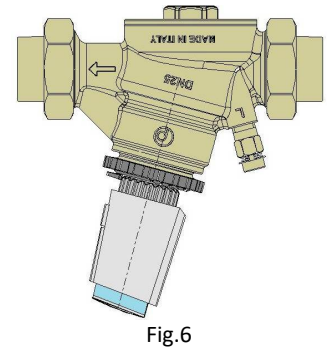
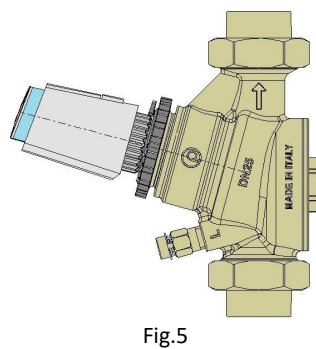
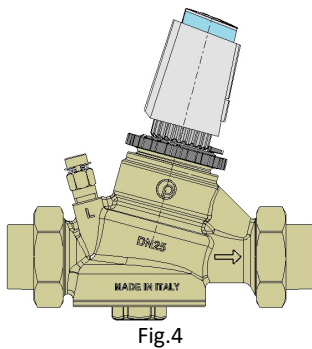
WIRING DIAGRAMS



LEGENDA

N = neutral  
 F = Line  
 R = Relay

INSTALLATION NOTES



Vertical (Fig.4) or Horizontal (Fig.5) installation are recommended. An upside down (Fig.6) installation may reduce product life through special circumstances (i.e. contaminated water).

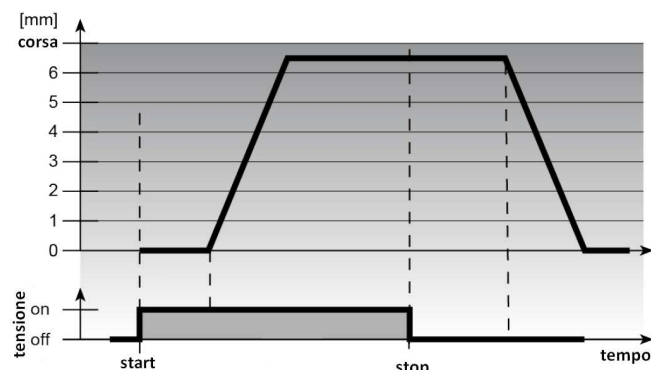
FIRST OPEN FUNCTION

The actuators A56402 are Normally Close (N.C.), so on the de-energized state, they will be close from the hydraulically point of view. Nevertheless the installation onto the “valve” is simple thanks to the “First Open Function”: the actuator is delivered partially open.

Applying the operating voltage for more than 6 minutes the “First-Open function” will unlocked.

It’s recommended to apply the actuator only after that all the hydraulically installation phase are really completed.

CHARACTERISTIC CURVE



On this diagram is represented the characteristic line for the actuators A56402 24V ON/OFF-PWM N.C. (Normally Close).

NOTE

The actuators series A56402 replace the previous series A40625