

DESCRIPTION

C70

Recessed wall box for manifold. With n. 4 screws for mounting brackets installation.

The **C70** wall boxes are made by a thin sheet of white (RAL 9010) stove-enamelled zinc steel. They have two little wings to make the installation in the wall easier. The **C70** wall boxes are 110 mm thick (minimum) and 140 mm thick (maximum) thank to the adjustable frame.

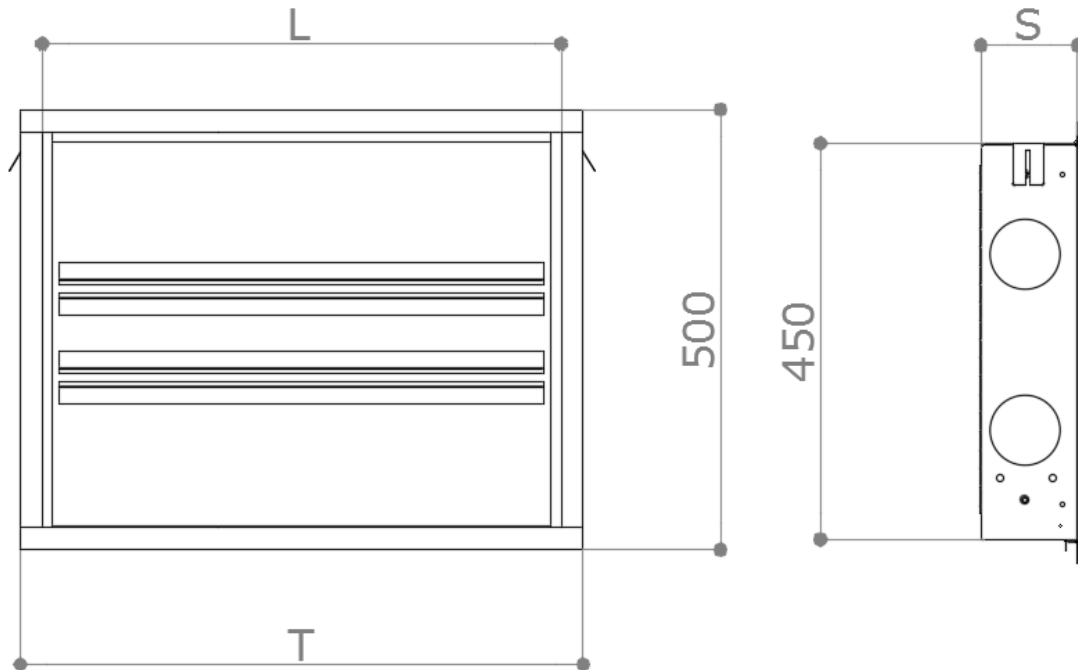
The sliding fixing screws allow the quick assembly of the manifold, fixing its brackets; so, any other assembling system is avoided (wall plugs, etc.). The door has a lock (screwdriver cut) to restrict the access to the manifold.

These wall boxes are suggested for the installation of Pettinaroli's brass manifolds **7035TDM - 7035TO**, plastic manifolds **K7510P - K7510TO - K7512TO - K7513TO** and

stainless steel manifolds **8114TO - 8114TDM - 8135TO - 8135TDM** potentially equipped with thermometer, isolating ballvalves, drainer and air vent, as shown in the following section. When a mixing kit (Pettinaroli **C80** wall boxes are highly suggested) is installed, carefully check the amount of space.



DIMENSIONS



Model	L	T	S
C70/1	400	440	105÷140
C70/2	600	640	105÷140
C70/3	800	840	105÷140
C70/4	1000	1040	105÷140
C70/5	1200	1240	105÷140

Model	Weight [kg]
C70/1	6.25
C70/2	7.63
C70/3	9.74
C70/4	12.36
C70/5	13.86

Dimensions in mm

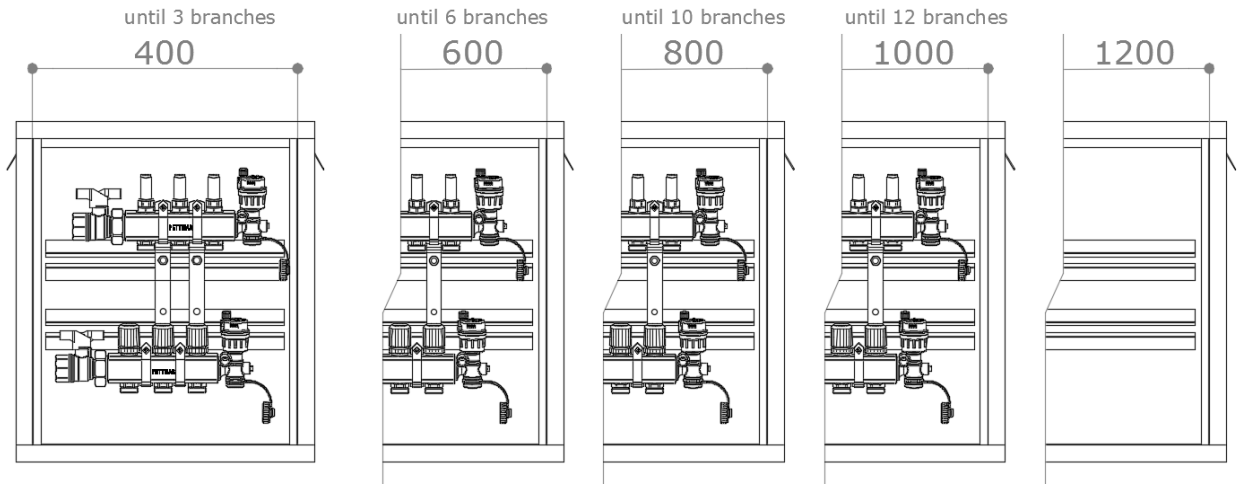
MATERIALS

- Body** Zinc steel thk. 08/10, stove-enamelled
- Screws** Steel

COUPLING WALL BOX - MANIFOLD

In order to correctly choose the right wall box, please follow the suggestions below:

- **Manifold series 7035TDM - 7035TO (Brass) and 8114TO – 8114TDM – 8135TO – 8135TDM (SS):**

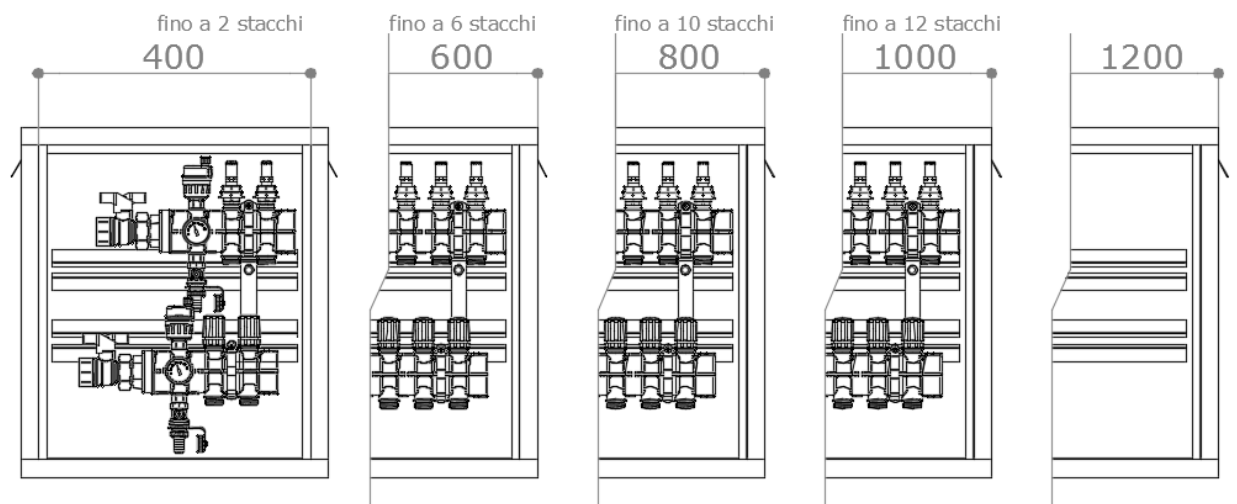


Model	C70/1	C70/2	C70/3	C70/4	C70/5
7035TDM	max 3 outlets	max 6 outlets	max 10 outlets	max 12 outlets	*
7035TO	max 3 outlets	max 6 outlets	max 10 outlets	max 12 outlets	*
8114TO - 8135TO	max 3 outlets	max 6 outlets	max 10 outlets	max 12 outlets	*
8114TDM - 8135TDM	max 3 outlets	max 6 outlets	max 10 outlets	max 12 outlets	*

For the evaluation of the wall box size, the dimensions of isolating ballvalves and terminal group with drainer and automatic air vent have been taken into consideration; moreover, some free space has been kept for manifold installation and maintenance.

* The wall box **C70/5** (1200 mm), with a 12 branches manifold, has about 30 cm of free space for the installation of other devices.

- **Manifold series K7510P and K7510TO:**

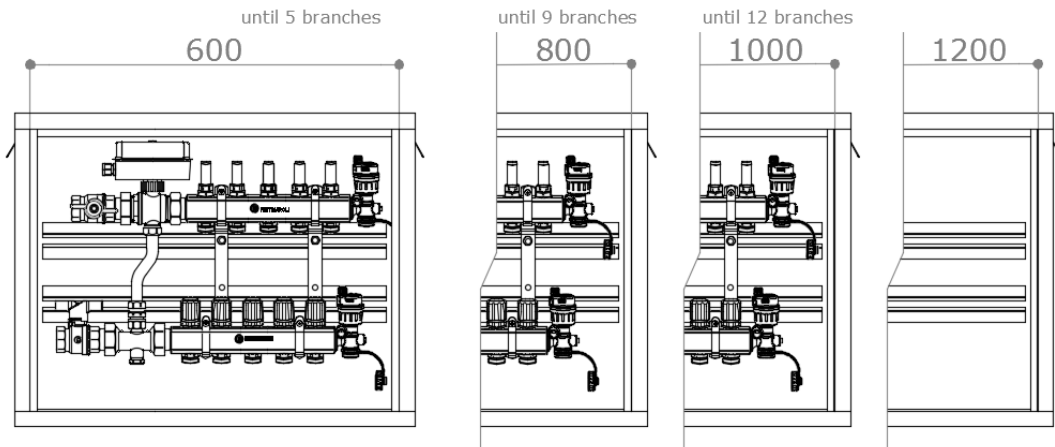


Model	C70/1	C70/2	C70/3	C70/4	C70/5
K7510P	max 2 outlets	max 6 outlets	max 10 outlets	max 12 outlets	*
K7510TO	max 2 outlets	max 6 outlets	max 10 outlets	max 12 outlets	*

For the evaluation of the wall box size, the dimensions of isolating ballvalves and terminal group with drainer and automatic air vent have been taken into consideration; moreover, some free space has been kept for manifold installation and maintenance.

* The wall box **C70/5** (1200 mm), with a 12 branches manifold, has about 30 cm of free space for the installation of other devices.

- Manifold series 7035TDM - 7035TO (brass) and 8114TO – 8114TDM – 8135TO – 8135TDM (SS) with zone valve 50Z/2 or 50BZ (#):



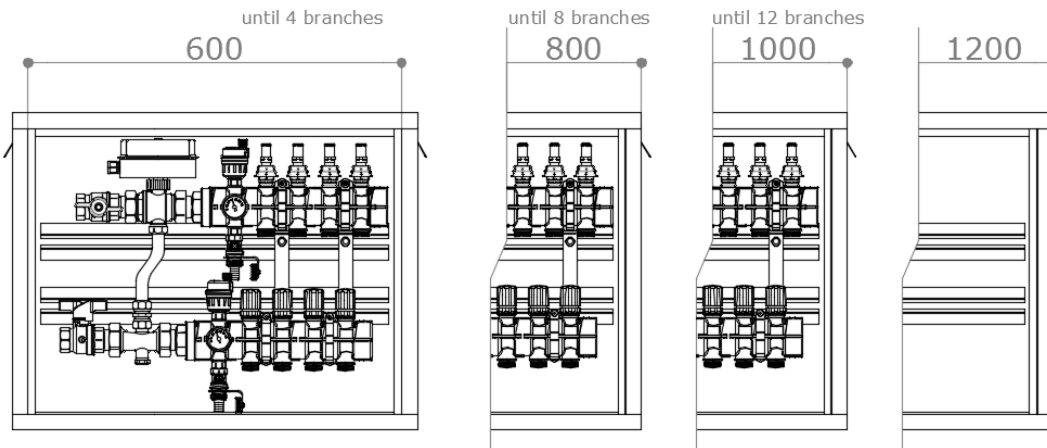
Model	C70/1	C70/2	C70/3	C70/4	C70/5
7035TDM	-	max 5 outlets	max 9 outlets	max 12 outlets	*
7035TO	-	max 5 outlets	max 9 outlets	max 12 outlets	*
8114TO - 8135TO (#)	-	max 5 outlets	max 9 outlets	max 12 outlets	*
8114TDM - 8135TDM (#)	-	max 5 outlets	max 9 outlets	max 12 outlets	*

For the evaluation of the wall box size, the dimensions of isolating ballvalves, zone valve and terminal group with drainer and automatic air vent have been taken into consideration; moreover, some free space has been kept for manifold installation and maintenance. In order to close the wall box even with the isolating ballvalve 90° rotated, the wall box has to be installed at least 120 mm deep.

* The wall box C70/5 (1200 mm), with a 12 branches manifold, has about 20 cm of free space for the installation of other devices.

(#) it is strongly suggested to use parallel thread unions like 1007W 1”M x 1 ¼”F flat end to connect zone valves 50Z/2 and 50BZ 1” and stainless steel manifolds (8114TO, 8114TDM, 8135TO, 8135TDM). 1007W unions should be purchased separately.

- Manifold series K7510P and K7510TO with zone valve 50Z/2 or 50BZ (#):



Model	C70/1	C70/2	C70/3	C70/4	C70/5
K7510P (#)	-	max 4 outlets	max 8 outlets	max 12 outlets	*
K7510TO (#)	-	max 4 outlets	max 8 outlets	max 12 outlets	*

For the evaluation of the wall box size, the dimensions of isolating ballvalves, zone valve and terminal group with drainer and automatic air vent have been taken into consideration; moreover, some free space has been kept for manifold installation and maintenance. In order to close the wall box even with the isolating ballvalve 90° rotated, the wall box has to be installed at least 120 mm deep.

* The wall box C70/5 (1200 mm), with a 12 branches manifold, has about 20 cm of free space for the installation of other devices.

(#) it is strongly suggested to directly connect the plastic manifolds and zone valves 50Z/2 and 50BZ through the flat end swivel nut of the manifolds. For further information about correct selection of zone valves, please refer to technical specifications of zone valves and plastic manifolds.

